

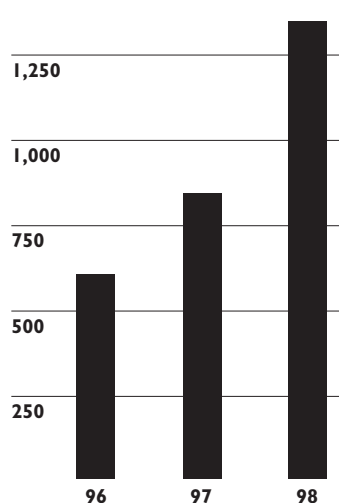
Financial Highlights

Central Garden & Pet Company

(In thousands except per share data)	September 28 1996	September 27 1997	September 26 1998
Net sales	\$ 619,622	\$ 841,007	\$ 1,294,864
Income from operations	17,488	36,922	65,704 *
Net income	8,448	17,603	33,693 *
Net income per share	.71	1.07	1.15 *
Net income per share, excluding other charges	.71	1.07	1.35
Weighted average shares outstanding	11,904	19,970	33,007
Working capital	\$ 95,670	\$ 253,926	\$ 277,713
Total assets	283,664	559,043	928,700
Shareholders' equity	129,559	281,807	588,774

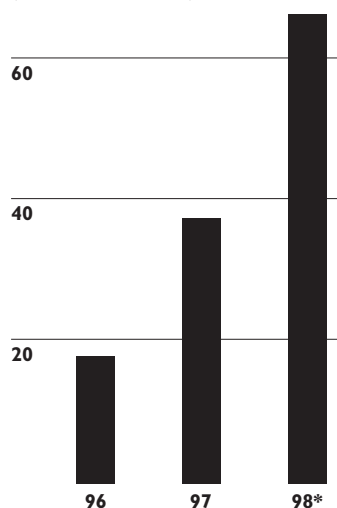
Net Sales

(dollars in millions)



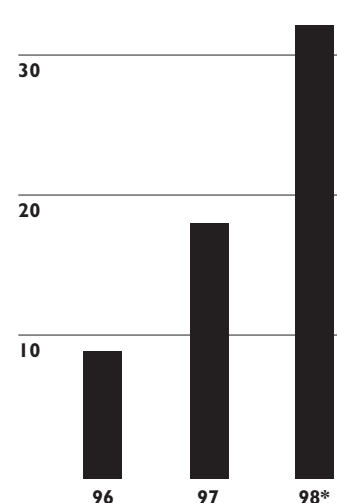
Income from Operations

(dollars in millions)



Net Income

(dollars in millions)



* Including Other Charges of \$11 Million, \$6 Million after tax, related to facility closures and acquisition costs.